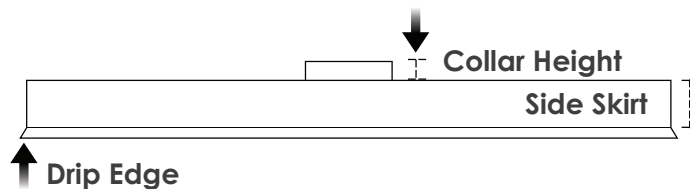
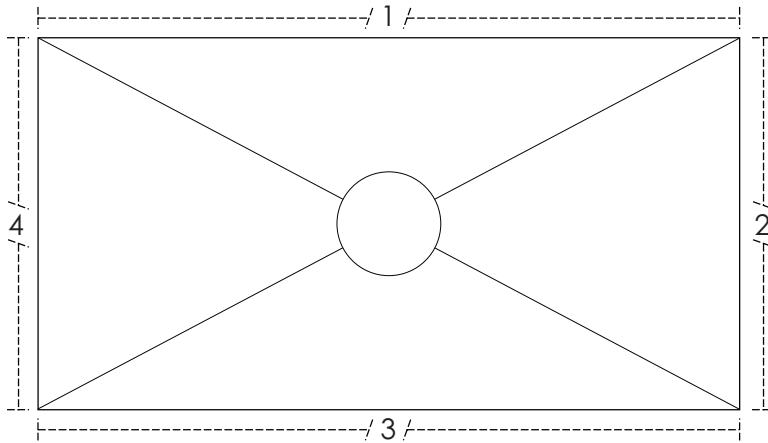


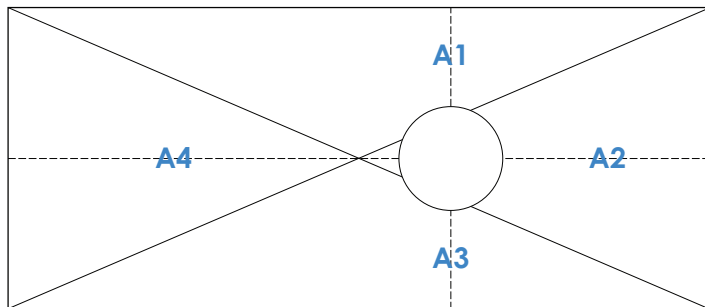
Chase Cover Worksheet

Company Name: _____ Cust Ref: _____

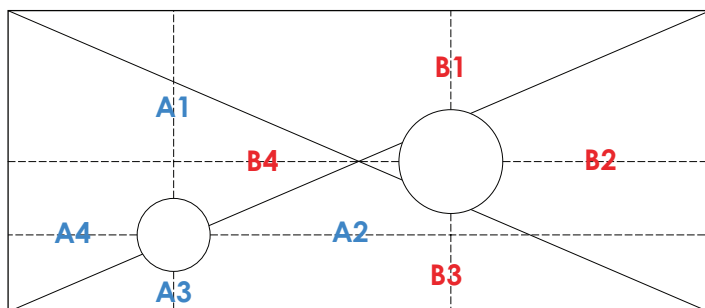
Phone: _____ Fax: _____ PO#: _____ ZIP: _____



1 Hole Chase Cover



2 Hole Chase Cover



Step 1: Choose Your Material (Check One)

Stainless Steel Copper

Step 2: Specify Color : _____



Step 3: Drip Edge

No Drip Edge Drip Edge 45°
 Standard Drip Edge
 Big Dripper® (Minimum 3" Skirt) Length

Step 4: Side Drop Length

Vertical Skirt Length: _____

Step 5: Overall Size (Check One)

Finished Size To Fit Size*
 1: _____ 2: _____ 3: _____ 4: _____

**To Fit Size Is Built 3/8" Larger Than Your Measurements*

Step 6: Hole Specification

Hole [A] Size: _____
 (At Least 1/4" Larger Than Pipe)

Is Hole [A] Located In The Center?
 Yes No

If No, Where Is It Located?
 A1: _____ A2: _____ A3: _____ A4: _____

Collar Height: _____

Hole [B] Size: _____
 (At Least 1/4" Larger Than Pipe)

Is Hole [B] Located In The Center?
 Yes No

If No, Where Is It Located?
 B1: _____ B2: _____ B3: _____ B4: _____

Collar Height: _____